

4

3

2

1

COMMON RATINGS

Step angle: 1.8 degrees

Positional accuracy: +/- 3%

Number of phases: 2

Temperature rise: 80 C maximum

Bearings: NSK 6003Z or similar

Dielectric strength: 500VDC

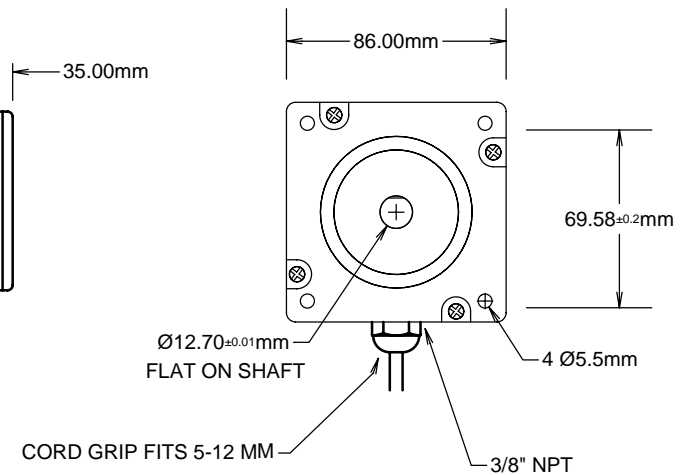
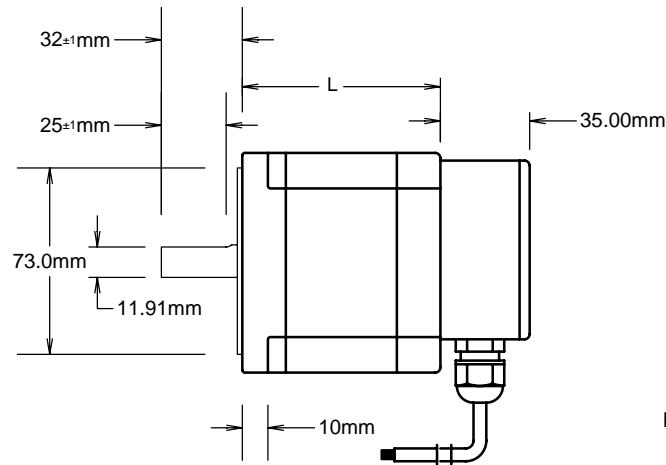
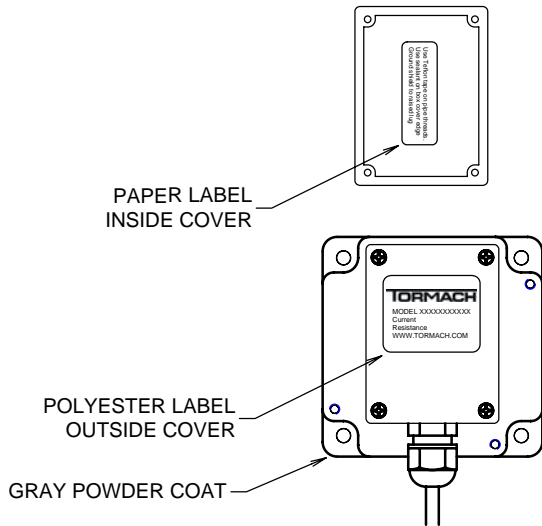
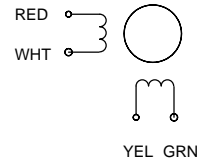
Insulation resistance: 100 M Ohm (500VDC)

Radial play: 0.025 mm max (load 450 g)

Insulation class: B

SPECIAL NOTE: Motor body and termination box are protected against non-corrosive liquids through powder coat paint and sealants. Motor shaft and bearing are NOT protected and must be protected against be exposed to liquids and abrasive materials. Motor is not designed for corrosive environments or fluids.

Wiring Diagram



SPECIFICATIONS

Tormach Part Number	Tormach Model Number	Holding Torque (2 phases on) Nm (oz-inch) +/- 10%	Rated Current per Phase (Amps DC)	Phase Resistance (Ohms +/- 10%)	Induction (mH) +/- 20% typical	L (mm) motor length	Rotor Inertia (g-cm ²)	Weight (kg)
30155	STM34-640-MTM	4.6 (640)	5.5	0.42	3.5	80	1400	2.3
30156	STM34-1200-MTM	8.7 (1208)	6.0	0.45	5.1	118	2700	3.8

Tormach Machine Tool Motor

	DATE: August 28, 2004		
	TITLE STM34-xxxx-MTM Tormach Machine Tool Motor Sheet 1 - General Specifications		
SIZE B	CAGE CODE	DWG NO D40107	REV
SCALE			SHEET 1 of 2

4

3

2

1

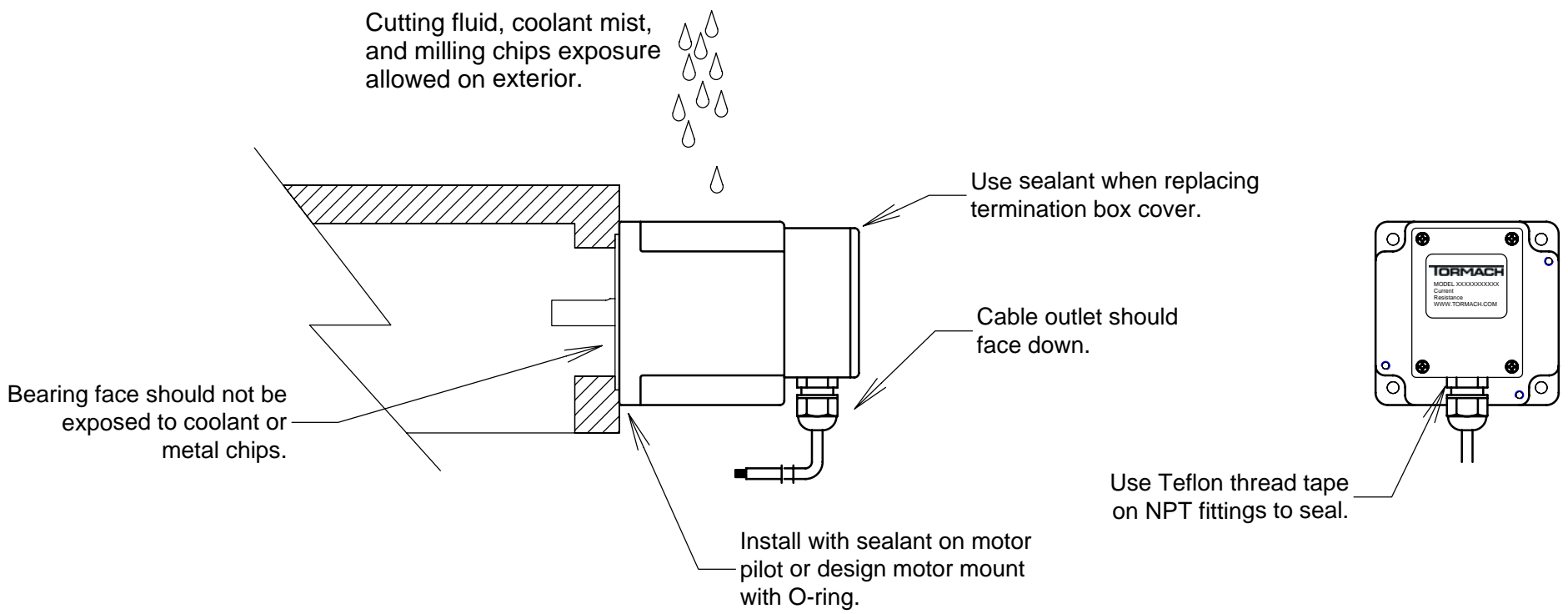
4

3

2

1

Typical Application Example



DATE: August 28, 2004

TITLE
 STM34-xxxx-MTM
 Tormach Machine Tool Motor
 Sheet 2 : Application Guidelines

SIZE	CAGE CODE	DWG NO	REV
B		D40107	

SCALE	SHEET 2 of 2
-------	--------------

4

3

2

1